



**JPNGA & Company**

**Chartered Accountants**

email: [info.jpnga@gmail.com](mailto:info.jpnga@gmail.com)

[uringupta@gmail.com](mailto:uringupta@gmail.com), [ashish.cag@gmail.com](mailto:ashish.cag@gmail.com)

108, Shivam Plaza Hapur Road, Meerut

206 Vardhman Shrinik Plaza Mayur Vihar Delhi

E8 - 3<sup>rd</sup> Floor, Sector 3 Noida

465 Vijay Park Extension Dehradun

**Mobile:** +91 9654306215, 9911279065

## ACCOUNTANT'S COMPILATION REPORT

To

Executive officer

Nagar Panchayat Nanakmatta (U.S. Nagar)

We have compiled the accompanying financial statements of Nagar panchayat Nanakmatta (District U.S. Nagar) based on information you have provided. These financial statements comprise the Balance Sheet of Nagar panchayat Nanakmatta (District U.S. Nagar) as at March 31, 2022, the statement of Profit and Loss, and Cash Flow Statement for the year then ended, and a summary of significant accounting policies and other explanatory information.

We performed this compilation engagement in accordance with Standard on Related Services 4410 (Revised), Compilation Engagements. We have also applied our expertise in accounting and financial reporting to assist the ULB in the preparation and presentation of these financial statements on the basis of accounting principles described in Note no..22 to the financial statements. We have complied with relevant ethical requirements. These financial statements and the accuracy and completeness of the information used to compile them is the responsibility of the ULB

Since a compilation engagement is not an assurance engagement, we are not. required to verify the accuracy or completeness of the information provided by the ULB to us to compile these financial statements. Accordingly, we do not express an audit opinion or a review conclusion on whether these financial statements are prepared in accordance with the basis of accounting principles as described in Note

As stated in the financial statements are prepared and presented in accordance with accounting principles as prescribed in Uttarakhand Municipal Accounting Manual. The financial statements are prepared for the purpose described in Note to the financial statements. Accordingly, these financial statements may not be suitable for other purposes.

**For JPNGA & Company**

**Chartered Accountants**

FRN:

Urin Gupta

Partner

Membership No. 538989

UDIN: **23538989BGWXTF2672**



Date: 31-03-2023

Place: Dehradun

# कार्यालय नगर पंचायत नानकमत्ता (ऊधम सिंह नगर)

Email-npnanakmatta123@gmail.com

दूरभाष न० ———

पत्रांक— /न०प० /2022-2023

दिनांक 28/03/2023

To .

The Project Director  
Uttarakhand Public Financial Management Strengthening Project  
91 Race Course, Near Police Line , Dehradun,  
Uttarakhand.

Sub : Approval of Financial Statement as on 31<sup>st</sup> March 2022.

Dear Sir,

We have verified financial accounts for the year ending 31<sup>st</sup> March 2022 of Nagar Panchyat Nanakmatt (U.S. Nagar) and examined all relevant documents, supporting and records. The Balance sheet has been prepared based on accrual – based Double Entry accounting system. All items that could have been included have been included and it is certified that no items have been left out in preparation of the opening Balance sheet.

We have obtained all information and explanations, which to the best of our knowledge and belief were necessary for the assignment. In case where information was not available, a certificate from the Board of councilors has been obtained. We will produce financial statement before board for approval and adoption at their upcoming meeting.

Date:

For Nagar Panchyat Nanakmatta

Place:



Executive officer

अधिशायसी अधिकारी

नगर पंचायत नानकमत्ता

ऊधम सिंह नगर

CC : Director, Urban Development Directorate (UDD), Dehradun

CA Urin Gupta, Deputy Team Leader, JPNGA & Co, Chartered accountants, Dehradun



Executive officer

अधिशायसी अधिकारी

नगर पंचायत नानकमत्ता

ऊधम सिंह नगर

# **Financial Statement**

**for the Year**

**Ended 31.03.2022**

**NAGAR PANCHAYAT**

**NANAKMATTA**

**Prepared By:**

**JPNGA & Company**

**(Chartered Accountant)**

**465, Vijay Park, Extention Lane-6 Ballupur  
Road, Dehradun (Uttarakhand)**

## Balance Sheet of Nagar Panchayat Nanakmatta as on 31st March 2022

Code of Accounts	Description of Items	Schedule No.	Current Year Amount (Rs.)	Previous Year Amount (Rs.)
	<b>Liabilities</b>			
	<b>Own Fund Reserve &amp; Surplus</b>			
	Municipal Fund	B-1	-49181.38	231865.18
3-10				
3-11	Earmarked Funds	B-2		
3-12	Reserves	B-3	49392754.72	44708930.73
	<b>Total Own Fund Reserves and Surplus</b>		<b>49343573.34</b>	<b>44940795.91</b>
3-20	Grants, Contributions for specific purposes	B-4	16898393.45	26093116.1
	<b>Loans</b>			
3-30	Secured loans	B-5		
3-31	Unsecured loans	B-6		
	<b>Total Loans</b>		<b>16898393.45</b>	<b>26093116.1</b>
	<b>Current Liabilities and Provisions</b>			
3-40	Deposits received	B-7	0	162430
3-41	Deposit works	B-8	0	
3-50	Other liabilities (Sundry Creditors)	B-9	4494766	8342702
3-60	Provisions	B-10		
	<b>Total Current Liabilities and Provisions</b>		<b>4494766</b>	<b>8505132</b>
	<b>TOTAL LIABILITIES</b>		<b>70736732.79</b>	<b>79539044.01</b>
	<b>ASSETS</b>			
4-10	Fixed Assets	B-11		
	Gross Block		76470435.15	65722414.15
4-11	Less: Accumulated Depreciation		19074046.93	13053091.92
	Net Block		57396388.22	52669322.23
4-12	Capital work-in-progress	B-12		
	<b>Total Fixed Assets</b>	<b>B-11</b>	<b>57396388.22</b>	<b>52669322.23</b>

*[Signature]*  
21/3/22

*[Signature]*  
अधिकासी अधिकासी  
नगर पंचायत नानकमत्ता  
रुधम सिंह नगर


*[Signature]*  
अध्यक्ष  
नगर पंचायत  
नानकमत्ता (ऊ०सि०नगर)



**Balance Sheet of Nagar Panchayat Nanakmatta as on 31st March 2022**

Code of Accounts	Description of Items	Schedule No.	Current Year Amount (Rs.)	Previous Year Amount (Rs.)
	<b>Investments</b>			
4-20	Investment - General Fund	B-13		
4-21	Investment-Other Fund	B-14		
	<b>Total Investments Current assets, Loans &amp; advances</b>			
4-30	Stock in hand (Inventories)	B-15	4005.7	21129.19
	<b>Sundry Debtors (Receivables)</b>			
4-31	Gross amount outstanding	B-16		
4-32	Less: Accumulated provision against bad and doubtful receivables			
	Net amount outstanding			
4-40	Prepaid expenses	B-17		
4-50	Cash and Bank Balances	B-18	13336338.87	26848592.59
4-60	Loans, advances and deposits	B-19		
4-61	Less: Accumulated provision against Loans			
	Net amount outstanding			
	<b>Total Current Assets, Loans &amp; Advances</b>		<b>13340344.57</b>	<b>26869721.78</b>
4-70	Other Assets	B-20		
4-80	Miscellaneous Expenditure (to the extent not written off)	B-21		
	<b>TOTAL ASSETS</b>		<b>70736732.79</b>	<b>79539044.01</b>
	Notes to the Balance Sheet	B-22		

*Suraj Singh*

  
 अधिशासी अधिकारी  
 नगर पंचायत नानकमत्ता  
 ऊधम सिंह नगर

  
 अध्यक्ष  
 नगर पंचायत  
 नानकमत्ता (ऊ०सि०नगर)


AC 26

**Nagar Panchayat Nanakmatta**  
**Income and Expenditure Statement for the period from 1st April 2021 to 31st March 2022**

Code No.	Item/ Head of Account	Schedule No	Current Year Amount (Rs.)	Previous Year Amount (Rs.)
1	2	3	4	5
	<b>INCOME</b>			
1-10	Tax Revenue	I-1	624.00	-
1-20	Assigned Revenues & Compensation	I-2	-	
1-30	Rental Income from Municipal Properties	I-3	-	
1-40	Fees & User Charges	I-4	392,841.00	
1-50	Sale & Hire Charges	I-5	35,400.00	
1-60	Revenue Grants, Contributions & Subsidies	I-6	15,915,190.01	
1-70	Income from Investments	I-7	-	
1-71	Interest Earned	I-8	91,902.00	
1-80	Other Income	I-9		
1-90	Income from Commercial Projects	I-19	-	
<b>A</b>	<b>Total – INCOME</b>		<b>16,435,957.01</b>	<b>-</b>
	<b>EXPENDITURE</b>			
2-10	Establishment Expenses	I-10	7,360,941.00	
2-20	Administrative Expenses	I-11	246,441.00	
2-30	Operations & Maintenance	I-12	1,568,327.49	
2-40	Interest & Finance Expenses	I-13	2,749.07	
2-50	Programme Expenses	I-14	41,900.00	
2-60	Revenue Grants, Contributions & subsidies	I-15	1,450,000.00	
2-70	Provisions & Write off	I-16	-	-
2-71	Miscellaneous Expenses	I-17	-	-
2-72	Depreciation		6,020,955.01	
<b>B</b>	<b>Total – EXPENDITURE</b>		<b>16,691,313.57</b>	<b>-</b>
A-B	Gross surplus/ (deficit) of income over expenditure before Prior Period Items			
2-80	Add: Prior period Items (Net)	1-18		
	Gross surplus/ (deficit) of income over expenditure after Prior Period Items			
			-255,356.56	
2-90	Less: Transfer to Reserve Funds			
	<b>Net balance being surplus/ deficit carried over to Municipal Fund</b>			

2021/2022

  
अधिकासी अधिकासी  
नगर पंचायत नानकमत्ता  
ऊधम सिंह नगर

  
अध्यक्ष  
नगर पंचायत  
नानकमत्ता (ऊ०सि०नगर)

The various schedules to the Balance Sheet have been provided below:  
**Schedule B-1: Corporation Fund / Municipal Fund [Code No 310]**

Code No.	Particulars	Opening balance as per the last account (Rs.)	Additions during the year* (Rs.)	Total (Rs.)	Deductions during the year** (Rs.)	Balance at the end of the current year (Rs.)
1	2	3	4	5 (3+4)	6	7 (5-6)
310-10	Corporation/ Municipal Fund	231865.18		231865.18	25690	206175.18
310-90	Excess of Income & Expenditure	0	-255,356.56	-255356.56		-255356.56
	<b>Total Municipal fund (310)</b>					<b>-49181.38</b>

\*Addition includes contributions towards the fund, Adjustments to Opening Balance Sheet and also excess of income over expenditure  
 \*\* Deduction includes contributions from the fund, Adjustments to Opening Balance Sheet and also excess of expenditure over the income

**Schedule B-2: Earmarked Funds**

**Special Funds/Sinking Fund/Trust or Agency Fund [Code No 311]**  
 Amount in Rs.

Particulars	Special Fund 1	Special Fund 2	Special Fund 3	Special Fund 4	Special Fund 5	Pension Fund	General Provident fund
Code No.							
(a) Opening Balance							
(b) Additions to the Special Fund							
(i) Transfer from Municipal Fund							
(ii) Interest/Dividend earned on Special Fund Investments							
(iii) Profit on disposal of Special Fund Investments							
(iv) Appreciation in Value of Special Fund Investments							
(v) Other addition (Specify nature)							
<b>Total (b)</b>	0	0	0	0	0	0	0
<b>Total (a+b)</b>	0	0	0	0	0	0	0
(c) Payments out of funds							
(i) Capital expenditure on							
Code No.							
Fixed Assets*							
Others							
<b>Sub-total</b>	0	0	0	0	0	0	0
(ii) Revenue Expenditure on							
Salary, Wages and allowances etc							
Rent							
Other administrative charges							
<b>Sub-total</b>	0	0	0	0	0	0	0
(iii) Other:							
Loss on disposal of Special Fund Investments							
Diminution in Value of Special Fund Investments Transferred to Municipal Fund							
<b>Sub-total</b>	0	0	0	0	0	0	0
<b>Total of (i+ii+iii) (c)</b>	0	0	0	0	0	0	0
<b>Net balance at the year end - (a+b)-(c)</b>	0	0	0	0	0	0	0
<b>Grant Total of Special Funds</b>							

Note: All funds are to be shown as separate fund either in the schedule or in a separate schedule with the corresponding indication in the Balance Sheet under side.

\*Fur

25/11/2019  
 Singh


अधिकासी अधिकारी  
 नगर पंचायत नानकमत्ता  
 ऊधम सिंह नगर


अध्यक्ष  
 नगर पंचायत  
 नानकमत्ता (ऊ०सि०नगर)

**Schedule B-3: Reserves [Code No 312]**

Code No.	Particulars	Opening balance (Rs.)	Additions during the year (Rs.)	Total (Rs.)	Deductions during the year (Rs.)	Balance at the end of the current year (Rs.)
1	2	3	4	5 (3+4)	6	7 (5-6)
312-10	Capital Contribution			0		0
312-11	Capital Reserve	44708930.73	10700352	55409282.73	6016528.01	49392754.72
312-20	Borrowing Redemption Reserve			0		0
312-40	Statutory Reserve			0		0
312-50	General Reserve			0		0
312-60	Revaluation Reserve			0		0
	<b>Total Reserve funds</b>	<b>44708930.73</b>	<b>10700352</b>	<b>55409282.73</b>	<b>6016528.01</b>	<b>49392754.72</b>

रुधम सिंह

  
अधिकासी अधिकासी  
नगर पंचायत नानकमत्ता  
रुधम सिंह नगर

  
अध्यक्ष  
नगर पंचायत  
नानकमत्ता(ऊ०सि०नगर)




**Schedule B-4: Grants & Contribution for Specific Purposes [Code No 320] Amount in Rs.**

Particulars	Grants from Central Government	Grants from State Government	Grants from Other Government Agencies	Grants from Financial Institutions	Grants from Welfare Bodies	Grants from International Organisations	Others
Code No.							
(a) Opening Balance	6367413.1	19725703					
(b) Additions to the Grants *							
(i) Grant received during the year	7612474	9028000					
(ii) Interest/Dividend earned on Grant Investments							
(iii) Profit on disposal of Grant Investments							
(iv) Appreciation in Value of Grant Investments							
(v) Other addition (Specify nature)							
<b>Total (b)</b>	7612474	9028000					
<b>Total (a+b)</b>	13979887.1	28753703					
(c) Payments out of funds							
(i) Capital expenditure on							
Fixed Assets* Others	10267058.65						
<b>Sub-total</b>	10267058.65	0					
(ii) Revenue Expenditure on							
Salary, Wages and allowances etc.		15568138					
Rent							
Other administrative charges							
<b>Sub-total</b>		15568138					
(iii) Other:							
Loss on disposal of Grant Investments Diminution in Value of Grant Investments Grants Refunded							
<b>Sub-total</b>	0	0					
<b>Total (c) [i+ii+iii]</b>	10267058.65	15568138					
<b>Net balance at the year end - (a+b)-(c)</b>	3712828.45	13185565					
<b>Total Grants &amp; Contribution for Specific Purposes</b>							
<i>Note: Grant funds received from Central/ State Government are to be shown as grant funds and not to be mixed up with earmarked funds</i>							

*Suraj*  
21/5/24

  
अधिकासी अधिकारी  
नगर पंचायत नानकमत्ता  
ऊधम सिंह नगर

  
अध्यक्ष  
नगर पंचायत  
नानकमत्ता(ऊ0सि0नगर)

**Schedule B-5: Secured Loans [Code No 330]**

Amount in Rs.

Code No.	Particulars	Current Year Amount (Rs.)	Previous Year Amount (Rs.)
1	2	3	4
330-10	Secured Loans from Central Government		
330-20	Secured Loans from State government		
330-30	Secured Loans from Govt. bodies & Associations		
330-40	Secured Loans from International agencies		
330-50	Secured Loans from banks & other financial institutions		
330-60	Other Term Loans		
330-70	Bonds & debentures		
330-80	Other Loans		
	<b>Total Secured Loans</b>	0	0

**Notes:**

The nature of the Security shall be specified in each of these categories

- 1 Particulars of any guarantees given shall be disclosed
- 2 Terms of redemption (if any) of bonds/debentures issued shall be stated, together with the earliest date of redemption
- 3 Rate of Interest and Original Amount of loan and outstanding can be provided for every Loan under each of these categories separately;
- 4 For loans disbursed directly to an Executing Agency, please specify the name of the Project for which such loan is raised.

**Schedule B-6: Unsecured Loans [Code No 331]**

Code No.	Particulars	Current Year Amount (Rs.)	Previous Year Amount (Rs.)
1	2	3	4
331-10	Unsecured Loans from Central Government		
331-20	Unsecured Loans from State government		
331-30	Unsecured Loans from Govt. bodies & Associations		
331-40	Unsecured Loans from international agencies		
331-50	Unsecured Loans from banks & other financial institutions		
331-60	Other Term Loans		
331-70	Bonds & debentures		
331-80	Other Loans		
	<b>Total Un-Secured Loans</b>		

**Note:**  
Rate of Interest and Original Amount of loan and outstanding can be provided for every Loan under each of these categories separately.



अधिकाारी  
नगर पंचायत नानकमत्ता  
ऊधम सिंह नगर



अध्यक्ष  
नगर पंचायत  
नानकमत्ता (ऊ०सि०नगर)

**Schedule B-7: Deposits Received [Code No 340]**

Code No.	Particulars	Current Year Amount (Rs.)	Previous Year Amount (Rs.)
1	2	3	4
340-10	Deposits From Contractors and suppliers		162430
340-20	Refundable Deposits received for revenue connections		
340-30	Deposit From staff		
340-80	Deposit - Others		
	<b>Total deposits received</b>	0	162430


**Schedule B-8: Deposit Works [Code No 341]***Amount in Rs.*


Code No.	Name of Funding agency	Opening balance as the beginning of the year Amount (Rs)	Additions during the current year Amount (Rs)	Utilisation / expenditure Amount (Rs)	Balance outstanding at the end of the current year Amount (Rs)	Income earned
1	2	3	4	5	6	7
341-10-01					0	
341-10-02					0	
341-10-03					0	
341-10-xx					0	
	<b>Total of deposit works</b>	0	0	0	0	

**Note:**

1. The amount received during the year from the funding agency/department on whose behalf the deposit works have been undertaken would appear in col. 4
2. Expenditure incurred including percentage (departments) charges would appear in Col 5
3. Balance as in Col. 6 would appear in the Balance Sheet as a liability



  
अधिशारी अधिकारी  
नगर पंचायत नानकमत्ता  
ऊधम सिंह नगर

  
अध्यक्ष  
नगर पंचायत  
नानकमत्ता(ऊ0सि0नगर)

**Schedule B-9: Other Liabilities [Code No 350]**

Amount in Rs.

Code No.	Particulars	Current Year Amount (Rs.)	Previous Year Amount (Rs.)
1	2	3	4
350-10	Creditors	3584718	7571608
350-11	Employee Liabilities	278918	92823
350-12	Interest Accrued and Due	266032	241667
350-20	Recoveries Payable	365098	436604
350-30	Government Dues Payable		
350-40	Refunds Payable		
350-41	Advance Collection of Revenues		
350-80	Others		
	<b>Total Other liabilities (Sundry Creditors)</b>	<b>4494766</b>	<b>8342702</b>

**Schedule B-10: Provisions [Code No. 360]**

Code No.	Particulars	Current Year Amount (Rs.)	Previous Year Amount (Rs.)
1	2	3	4
360-10	Provision for Expenses		
360-20	Provision for Interest		
360-30	Other Provisions		
	<b>Total Provisions</b>	<b>0</b>	<b>0</b>



**Schedule B-11: Fixed Assets [Code No. 410 & 411]**

Code No	Particulars	Gross Block				Accumulated Depreciation				Net Block	
		Opening Balance	Additions during the period \$	Deductions during the period	Cost at the end of the year	Opening Balance	Additions during the period	Deductions during the period	Total at the end of the year	At the end of current year	At the end of the previous year
1	2	3	4	5	6	7	8	9	10	11	12
410-10	Land	2			2.00				0	2.00	2.00
410-20	Buildings		2709290		2709290.00		42897.09		42897.09	2666392.91	0.00
410-21	Parks & Playgrounds				0.00				0	0.00	0.00
	Pond	9							0	0.00	9.00
	<b>Infrastructure Assets</b>				0.00				0	0.00	0.00
410-30	Roads and Bridges	15517928	2962331		18480259.00	3584115.01	2008802.72		5592917.73	12887341.27	11933812.99
410-31	Sewerage and drainage	12054709	1584939		13639648.00	1764316.34	813226.40		2577542.74	11062105.26	10290392.66
410-32	Water ways				0.00				0	0.00	0.00
410-33	Publit Light	19255272	248360		19503632.15	3433787.89	1852845.05		5286632.94	14216999.21	15821484.26
	Public Toilet	3283080			3283080.00	863904.11	311892.60		1175796.71	2107283.29	2419175.89
	<b>Other assets</b>				0.00				0	0.00	0.00
410-40	Plants & Machinery	4609166	679488		5288654.00	894632.39	437870.77		1332503.16	3956150.84	3714533.61
410-50	Vehicles	7851919	2531620		10383539.00	1696347.37	251926.28		1948273.65	8435265.35	6155571.63
410-60	Office & other equipment	275518	23293		298811.00	68560.06	28387.05		96947.11	201863.89	206957.94
410-70	Furniture, fixtures, fittings and electrical appliances	2874811	8700		2883511.00	747428.75	273107.05		1020535.8	1862975.20	2127382.25
	Statues, heritance assets, antiques & other works of art				0.00				0	0.00	
410-80	Other fixed assets and non-current assets (includes Intangible Assets)				0.00				0	0.00	
	<b>Total</b>	65722414	10748021	0	76470435.15	13053091.92	6020955.01	0	19074046.93	57396388.22	52669322.23

\$ - Additions include fixed assets created out of Earmarked Funds and Grants transferred to Urban Local Body's fixed block as referred to in Schedule B-2 and B-4

**Additional disclosures to the Schedule**

- Value of fixed assets under dispute or litigation shall be provided. The status of the legal case as at the reporting date of the Financial Statements shall also be mentioned.
- The details & value of assets, which are not yet physically identified / traced, shall be disclosed separately.
- Details and value of assets under leases and hire purchase needs to be disclosed as a note

**Note:**

1 Gross Block means cost of acquisition of fixed asset. Opening Balance in Gross Block as on the first day of the year represents the closing balance of the

March

previous year. For instance, the opening balance as on 1<sup>st</sup> April 2020 shall be equal to the closing asset balance as on 31<sup>st</sup> 2020.

2 Land includes areas used as and for the purpose of public places such as parks, squares, gardens, lakes, museums, libraries, godowns etc.

3 Buildings include office and works buildings, commercial buildings, residential buildings, school and college buildings, hospital building, public buildings temporary structures and sheds, etc.

4 Roads and bridges include roads and streets, pavements, pathways, bridges, culverts and subways.

5 Sewerage and drainage include sewerage lines, storm water drainage lines and other similar drainage system.

6 No depreciation is to be charged on "Land" and "Capital work in Progress"

**Schedule B-12: Capital Work in Progress (CWIP) - [Code 412]**

Details of Fixed Asset head*	CWIP at the beginning of FY	CWIP created during the year	CWIP capitalised during the year	CWIP at the end of FY
(A)	(B)	(C)	(D)	(E=B+C-D)
Buildings				0
Parks and Playgrounds				0
Roads and Bridges				0
Sewerage and Drainage				0
Water Ways				0
Public Lighting				0
Plant and Machinery				0

- A list of Contract-wise CWIP at the end of the FY will be annexed to this schedule

**Schedule B-13: Investments - General Fund [Code 420]**

Amount Rs.

Code No.	Particulars	With whom invested	Face value (Rs.)	Current year	Previous year
				Carrying Cost (Rs.)	Carrying Cost (Rs.)
1	2	3	4	5	6
420-10	Central Government Securities State				
420-20	Government Securities Debentures and				
420-30	Bonds Preference Shares				
420-40	Equity Shares				
420-50	Units of Mutual Funds Other Investments				
420-60					
420-80					
	<b>Total of Investments General Fund</b>	0	0	0	0

- 1 Insert the other Heads of Account and the corresponding Codes of Account for other investments made by the ULB
- 2 Provide break-up of other investments as applicable
- 3 Aggregate amount of quoted investments and also market value thereof shall be disclosed. Aggregate amount of unquoted investments shall also be disclosed.

Schedule B-14: Investments - Other Funds [Code 421]				Amount Rs.	
Code No.	Particulars	With whom invested	Face value (Rs.)	Current year	Previous year
				Carrying Cost (Rs.)	Carrying Cost (Rs.)
1	2	3	4	5	6
421-10	Central Government Securities State				
421-20	Government Securities Debentures and				
421-30	Bonds Preference Shares				
421-40	Equity Shares				
421-50	Units of Mutual Funds Other Investments				
421-60					
421-80					
	<b>Total of Investments Other Funds</b>	0		0	0

- 1 Insert the other Heads of Account and the corresponding Codes of Account for other investments made by the ULB.
- 2 Provide break-up of other investments as provided for General Fund Investments.

Schedule B-15: Stock in Hand (Inventories) [Code 430]			Amount Rs.
Code No.	Particulars	Current Year Amount (Rs.)	Previous Year Amount (Rs.)
1	2	3	4
430-10	Stores	4005.7	
430-20	Loose Tools		21129.19
430-30	Others		
	<b>Total Stock in hand</b>	4005.7	21129.19

**Schedule B-16: Sundry Debtors (Receivables) [Code No 431]**

Code No.	Particulars	Gross Amount (Rs.)	Provision for Outstanding revenues (Rs.)	Net Amount (Rs.)	Previous year Net amount (Rs.)
1	2	3	4 (Code No 432)	5 = 3 - 4	6
431-10	Receivables for Property Taxes Current Year Receivables outstanding for more than 2 years but not exceeding 3 years 3 Years to 4 years More than 5 Years Sick or Closed Industries Sub - total			0	
350-30	Less: State Government Cess /Levies in Taxes - Control Accounts			0	
	<b>Net Receivables of Property Taxes</b>	0	0	0	
431-19	Receivable of Other Taxes Current Year Receivables outstanding for more than 2 years but not exceeding 3 years 3 Years to 4 years More than 5 Years Sick or Closed Industries Sub- total				
350-30	Less: State Government Cesses/Levies in Taxes - Control Accounts	0	0	0	
	<b>Net Receivables of Other Taxes</b>				
431-30	Receivables of Cess Current Year Receivables outstanding for more than 2 years but not exceeding 3 years 3 Years to 4 years More than 5 Years Sick or Closed Industries Sub - total				
431-40	Receivables from Other Sources Current Year Receivables outstanding for more than 2 years but not exceeding 3 years 3 Years to 4 years More than 5 Years Sick or Closed Industries <b>Total of Sundry Debtors (Receivables)</b>	0	0	0	

Note: The provision made against accrual items would not affect the opening/ closing balances of the Demand and Collection Ledgers for the purpose of recovery of dues from the concerned parties/ individuals \*Break up for provision for outstanding revenues are given in Column 4



**Schedule B-16: Sundry Debtors (Receivables) [Code No 431]**

Code No.	Particulars	Gross Amount (Rs.)	Provision for Outstanding revenues (Rs.)	Net Amount (Rs.)	Previous year Net amount (Rs.)
1	2	3	4 (Code No 432)	5 = 3 - 4	6
431-10	Receivables for Property Taxes Current Year Receivables outstanding for more than 2 years but not exceeding 3 years 3 Years to 4 years More than 5 Years Sick or Closed Industries Sub - total			0	
350-30	Less: State Government Cess /Levies in Taxes - Control Accounts			0	
	<b>Net Receivables of Property Taxes</b>	0	0	0	
431-19	Receivable of Other Taxes Current Year Receivables outstanding for more than 2 years but not exceeding 3 years 3 Years to 4 years More than 5 Years Sick or Closed Industries Sub- total			0	
350-30	Less: State Government Cesses/Levies in Taxes - Control Accounts			0	
	<b>Net Receivables of Other Taxes</b>	0	0	0	
431-30	Receivables of Cess Current Year Receivables outstanding for more than 2 years but not exceeding 3 years 3 Years to 4 years More than 5 Years Sick or Closed Industries				
	<b>Sub - total</b>	0	0	0	
431-40	Receivables from Other Sources Current Year Receivables outstanding for more than 2 years but not exceeding 3 years 3 Years to 4 years More than 5 Years Sick or Closed Industries <b>Total of Sundry Debtors (Receivables)</b>				

Note: The provision made against accrual items would not affect the opening/ closing balances of the Demand and Collection Ledgers for the purpose of recovery of dues from the concerned parties/ individuals \*Break up for provision for outstanding revenues are given in Column 4

**Schedule B-17: Prepaid Expenses [Code No 440]**

Code No. Current year	Particulars	Amount (Rs.)	Previous year Amount (Rs)
1	2	3	
440-10	Establishment		
440-20	Administrative		
440-30	Operations & maintenance		
	<b>Total Prepaid expenses</b>	0	0

**Schedule B-18: Cash and Bank Balances [Code No 450]**

Code No. Current year	Particulars	Amount (Rs.)	Previous year Amount (Rs)
1	2	3	4
450-10	Cash		
	<b>Balance with Bank – Municipal Funds</b>		
450-21	Nationalised Banks	32224.04	221064.30
450-22	Other Scheduled Banks		
450-23	Scheduled Co-operative Banks	7000	
450-24	Post Office		
450-25	Treasury account		
	<b>Sub-total</b>	<b>39224.04</b>	<b>221064.30</b>
	<b>Balance with Bank – _____ Special</b>		
	<b>Funds</b>		
450-41	Nationalised Banks		2841612.50
450-42	Other Scheduled Banks		4107875.79
450-43	Scheduled Co-operative Banks		
450-44	Post Office		
	<b>Sub-total</b>	<b>0</b>	<b>6949488.29</b>
	<b>Balance with Bank – _____ Grant Funds</b>		
450-61	Nationalised Banks	3272095.85	
450-62	Other Scheduled Banks	620049.98	
450-63	Scheduled Co-operative Banks		
450-64	Post Office		
	Treasury account	9404969	19678040
	<b>Sub-total</b>	<b>13297114.83</b>	<b>19678040</b>
	<b>Total Cash and Bank balances</b>	<b>13336338.87</b>	<b>26848592.59</b>

**Schedule B-19: Loans, advances and deposits [Code 460]**

Code No.	Particulars	Opening Balance at the beginning of the year (Rs.)	Paid during the current year (Rs.)	Recovered during the year (Rs.)	Balance outstanding at the end of the year (Rs.)
1	2	3	4	5	6
460-10	Loans and advances to employees				0
460-20	Employee Provident Fund Loans				0
460-30	Loans to Others				0
460-40	Advance to Suppliers and Contractors				0
460-50	Advance to Others				0
460-60	Deposit with External Agencies				0
460-80	Other Current Assets				0
	<b>Sub -Total</b>	0	0	0	0
461-	Less: Accumulated Provisions against Loans, Advances and Deposits (Schedule B - 18 (a))				
	<b>Total Loans, advances, and deposits</b>				

**Schedule B-19: Accumulated Provisions against Loans, Advances, and Deposits (Code No 461)**

Code No.	Particulars	Current Year Amount (Rs.)	Previous year Amount (Rs)
1	2	3	4
461-10	Loans to Others		
461-20	Advances		
461-30	Deposits		
	<b>Total Accumulated Provision</b>	0	0

**Schedule B-20: Other Assets [Code No 470]**

Code No.	Particulars	Current Year Amount (Rs.)	Previous year Amount (Rs)
1	2	3	4
470-10	Deposit Works		
470-20	Other asset control accounts		
	<b>Total Other Assets</b>	0	0

**Schedule B-21: Miscellaneous Expenditure (to the extent not written off) [Code No 480]**

Code No.	Particulars	Current Year Amount (Rs.)	Previous year Amount (Rs)
1	2	3	4
480-10	Loan Issue Expenses Deferred		
480-20	Discount on Issue of Loans		
480-30	Deferred Revenue Expenses		
480-90	Others		
	<b>Total Miscellaneous expenditure</b>	0	0



**Schedule B-22: Notes to the Balance Sheet**

**1. Contractual liabilities not provided for:**

- a. Amount of contracts entered on account of capital works but on which no works has commenced or ongoing works but yet to be completed leading to a contractual balance.
- b. In respect of claims against the ULB, pending judicial decisions
- c. In respect of claims made by employees
- d. Other escalation claims made by contractors
- e. In case of any other claims not acknowledged as debts

2. List of assets which have been handed over to the ULB, but the title deed has not been executed 3. List of assets, for which cost could not be ascertained thus has been valued at Re. 1 in the Balance Sheet

4. List of assets which are in permissive possession and no economic benefits are being derived from it

5. Receivables from taxes, etc. which is not being collected because of litigation

6. Amount of any guarantee given by the ULB on behalf of Councilors or staff:

7. Previous year's figures have been regrouped/ rearranged wherever necessary

8. Information in respect to deposit works: Particulars, Total contract value of project and Completed value of project needs to be disclosed

9. The fact of switching over to accrual basis of accounting from traditional cash basis of accounting should be disclosed as Notes in the year of switch over

10. Any merger/demerger between two or more local bodies shall be disclosed in the year in which merger/demerger takes place.

**Schedules to Income and Expenditure Account  
Nagar Panchayat Nanakmatta as on 31st March 2022**

**Schedule I-1: Tax Revenue [Code No 110]**

Minor Code No	Particulars	Current year (Rs.)	Previous year (Rs.)
1	2	3	4
110-01	Property tax		
110-02	Water tax	624.00	
110-03	Sewerage Tax		
110-04	Conservancy Tax		
110-07	Vehicle Tax		
110-08	Tax on Animals		
110-11	Advertisement tax		
110-12	Pilgrimage Tax		
110-80	Other taxes		
	<b>Sub-total</b>	624.00	-
110-90	Less Tax Remissions and Refund [Schedule 1 – 1 (a)]		
	<b>Sub-total</b>	624	0
	<b>Total tax revenue</b>	624	0

**Schedule I-1 (a): Remission and Refund of taxes**

Code No. *	Particulars	Current Year Amount (Rs.)	Previous Year Amount (Rs.)
1	2	3	4
1100100	Property taxes		
1101100	Advertisement tax		
1108000	Others		
	<b>Total refund and remission of tax revenues</b>	0	0

\* Insert the Detailed Codes of Account as applicable

**Note:** The totals of this Schedule should be equal to the amount as per the total in Schedule I – 1

**Schedule I-2: Assigned Revenues & Compensation [Code No 120]**

Code No.	Particulars	Current Year Amount (Rs.)	Previous Year Amount (Rs.)
1	2	3	4
120-10	Taxes and Duties collected by others		
120-20	Compensation in lieu of Taxes / duties		
120-30	Compensations in lieu of Concessions		
<b>Total assigned revenues &amp; compensation</b>		0	0

**Schedule I-3: Rental income from Municipal Properties [Code No 130]**

Code No.	Particulars	Current Year Amount (Rs.)	Previous Year Amount (Rs.)
1	2	3	4
130-10	Rent from Civic Amenities		
130-20	Rent from Office Buildings		
130-30	Rent from Guest Houses		
130-40	Rent from lease of lands		
130-80	Other rents		
	<b>Sub-Total</b>	0	0
130-90	Less: Rent Remission and Refunds		
	<b>Sub-total</b>	0	0
	<b>Total Rental Income from Municipal Properties</b>	0	0

**Schedule I-4: Fees & User Charges [Code No 140]**

Code No.	Particulars	Current Year Amount (Rs.)	Previous Year Amount (Rs.)
1	2	3	4
140-10	Empanelment & Registration Charges		
140-11	Licensing Fees	37000	
140-12	Fees for Grant of Permit	7575	
140-13	Fees for Certificate or Extract		
140-14	Development Charges	23390	
140-15	Regularisation Fees		
140-20	Penalties and Fines		
140-40	Other Fees	1300	
140-50	User Charges	14376	
140-60	Entry Fees	309200	
140-70	Service / Administrative Charges		
140-80	Other Charges		
	Sub-Total	392841	0
140-90	Less: Rent Remission and Refunds		
	Sub-total	392841	0
	<b>Total income from Fees &amp; User Charges</b>	<b>392841</b>	<b>0</b>

**Schedule I-5: Sale & Hire Charges [Code No 150]**

Detailed Head Code	Particulars	Current Year Amount (Rs.)	Previous Year Amount (Rs.)
1	2	3	4
150-10	Sale of Products		
150-11	Sale of Forms & Publications		
150-12	Sale of stores & scrap		
150-30	Sale of Others	35400	
150-40	Hire Charges for Vehicles		
150-41	Hire Charges for Equipment		
	<b>Total income from Sale &amp; Hire charges</b>	<b>35400</b>	<b>0</b>



**Schedule I-6: Revenue Grants, Contributions & Subsidies [Code No 160]**

Code No.	Particulars	Current Year Amount (Rs.)	Previous Year Amount (Rs.)
1	2	3	4
160-10	Revenue Grant		
160-20	Re-imbusement of expenses	15,915,190.01	
160-30	Contribution towards schemes		
	<b>Total Revenue Grants, Contributions &amp; Subsidies</b>	15,915,190.01	-

**Schedule I-7: Income from Investments – General Fund [Code No 170]**

Code No	Particulars	Current Year Amount (Rs.)	Previous Year Amount (Rs.)
1	2	3	4
170-10	Interest on Investments		
170-20	Dividend		
	Profit in Sale of Investments		
170-40	Others		
170-80			
	<b>Total Income from Investments</b>	0	0

**Schedule I-8: Interest Earned [Code No 171]**

Code No.	Particulars	Current Year Amount (Rs.)	Previous Year Amount (Rs.)
1	2	3	4
171-10	Interest from Bank Accounts	91,902.00	
171-20	Interest on Loans and advances to Employees		
171-30	Interest on loans to others		
171-40	Other Interest		
	<b>Total. – Interest Earned</b>	91902	0

**Schedule I-9: Other Income [Code No180]**

Code No.	Particulars	Current Year Amount (Rs.)	Previous Year Amount (Rs.)
1	2	3	4
180-10	Deposits Forfeited		
180-11	Lapsed Deposits		
180-20	Insurance Claim Recovery		
180-30	Profit on Disposal of Fixed asses		
180-40	Recovery from Employees		
180-50	Unclaimed Refund/Liabilities		
180-60	Excess Provisions written back		
180-80	Miscellaneous Income	#REF!	
	<b>Total. Other Income</b>	#REF!	-

Note: Details of profit earned on Fixed Assets disposed shall be given for each of the class of fixed assets, to the extent possible, together with the details of the gross block of the fixed asset sold, depreciation provided on that and the value realised on disposition below Schedule I-9.

**Schedule I-10: Establishment Expenses [code no 210]**

Code No.	Particulars	Current Year Amount (Rs.)	Previous Year Amount (Rs.)
1	2	3	4
210-10	Salaries, Wages and Bonus	6,830,555.00	
210-20	Benefits and Allowances	489,802.00	
210-30	Pension	40,584.00	
210-40	Other Terminal & Retirement Benefits		
	<b>Total establishment expenses</b>	7,360,941.00	-

**Schedule I-11: Administrative Expenses [Code No 220]**

Code No.	Particulars	Current Year Amount (Rs.)	Previous Year Amount (Rs.)
1	2	3	4
220-10	Rent, Rates and Taxes		
220-11	Office maintenance		
220-12	Communication Expenses		
220-20	Books & Periodicals		
220-21	Printing and Stationery	13,617.00	
220-30	Travelling & Conveyance		
220-40	Insurance		
220-50	Audit Fees		
220-51	Legal Expenses		
220-52	Professional and other Fees	121,070.00	
220-60	Advertisement and Publicity	111,754.00	
220-61	Membership & subscriptions		
220-80	Other Administrative Expenses		
	<b>Total administrative expenses</b>	246,441.00	-

**Schedule I-12: Operations and Maintenance [Code No 230]**

Code No.	Particulars	Current Year Amount (Rs.)	Previous Year Amount (Rs.)
1	2	3	4
230-10	Power & Fuel	445,105.00	
230-20	Bulk Purchases		
230-30	Consumption of Stores	590,574.49	
230-40	Hire Charges	98,697.00	
230-50	Repairs & maintenance –Infrastructure Assets		
230-51	Repairs & maintenance - Civic Amenities		
230-52	Repairs & maintenance – Buildings	70,844.00	
230-53	Repairs & maintenance – Vehicles	54,527.00	
230-59	Repairs & maintenance – Others	84,719.00	
230-80	Other operating & maintenance expenses	223,861.00	
	<b>Total Operating &amp; Maintenance Expense</b>	1,568,327.49	-



**Schedule I-13: Interest & Finance Charges [Code No 240]**

Code No.	Particulars	Current Year Amount (Rs.)	Previous Year Amount (Rs.)
1	2	3	4
240-10	Interest on Loans from the Central Government		
240-20	Interest on Loans from the State Government		
240-30	Interest on Loans from Government Bodies & associations		
240-40	Interest on Loans from International Agencies		
240-50	Interest on Loans from Banks & Other Financial Institutions		
240-60	Other Interest		
240-70	Bank Charges	2,749.07	
240-80	Other Finance Expenses		
	<b>Total Interest &amp; Finance Charges</b>	<b>2,749.07</b>	<b>-</b>

**Schedule I-14: Programme Expenses [Code No 250]**

Code No.	Particulars	Current Year Amount (Rs.)	Previous Year Amount (Rs.)
1	2	3	4
250-10	Election Expenses		
250-20	Own Programmes	41,900.00	
250-30	Share in Programmes of others		
	<b>Total Programme Expenses</b>	<b>41,900.00</b>	<b>-</b>

**Schedule I-15: Revenue Grants, Contributions & Subsidies [Code No 260]**

Code No.	Particulars	Current Year Amount (Rs.)	Previous Year Amount (Rs.)
1	2	3	4
260-10	Grants Given (Give details)	1,450,000.00	
260-20	Contributions Given (Give details)		
260-30	Subsidies Given (Give details)		
	<b>Total Revenue Grants, Contributions &amp; Subsidies given</b>	<b>1,450,000.00</b>	<b>-</b>

- Details of Grant/Contribution/Subsidy given to Central Govt body/ State Government body/ Others is/are to be provided as a note to this schedule.
- Details of major items (More than 5 Lacs) to be provided in separate Annexure.

**Schedule I-16: Provisions & Write off [Code No 270]**

Code No.	Particulars	Current Year Amount (Rs.)	Previous Year Amount (Rs.)
1	2	3	4
270-10	Provisions for Doubtful receivables		
270-20	Provision for other Assets		
270-30	Revenues written off		
270-40	Assets written off		
270-50	Miscellaneous Expense written off		
	<b>Total Provisions &amp; Write off</b>	0	0

**Schedule I-17: Miscellaneous Expenses [Code No 271]**

Code No.	Particulars	Current Year Amount (Rs.)	Previous Year Amount (Rs.)
1	2	3	4
271-10	Loss on disposal of Assets		
271-20	Loss on disposal of Investments		
271-80	Other Miscellaneous Expenses		
	<b>Total Miscellaneous expenses</b>	0	0

**Schedule I-18:**

Code No.	Particulars	Current Year Amount (Rs.)	Previous Year Amount (Rs.)
1	2	3	4
	Prior Period Income		
	Prior Period Expenses		
	<b>Total Prior Period (Net) (a-b)</b>		

Schedule I-19: Income from Projects taken on Commercial basis [Code No 190]			
Code No	Particulars	Current Year Amount (Rs.)	Previous Year Amount (Rs.)
1	2	3	4
190-10	Income from commercial projects Income from Deposit works		
	Total Income from Commercial projects	0	0

### 27.5. Balance Sheet

27.5.1 The ULB shall prepare a Balance Sheet at the end of each accounting period. The Balance Sheet is a statement, which reflects the financial position of the ULB as on a particular date. It presents the assets, liabilities and reserves of the ULB as on a specified date.

27.5.2 The Balance Sheet is also drawn from the Trial Balance. Assets, liabilities and reserve heads shall be posted from the Trial Balance to the Balance Sheet as discussed above.

27.5.3 The Balance Sheet shall be prepared in the format AC 25.

27.5.4 The details of various items of Balance Sheet would be given in separate schedules attached to the Balance Sheet.

27.5.5 Format of Balance Sheet with schedules are given below

AC 28	Nagar Panchayat Nanakmatta as on 31st March 2022 Statement of Cash Flow	
Particulars	Current Year (Rs.)	Previous Year (Rs.)
<b>a. Cash flows from operating activities</b>		
<b>Cash Receipt from:</b>		
Taxation		
Sales of Goods and Services		
Grants related to Revenue/General Grants		
Interest Received		
Other Receipts		
<b>Less: Cash Payments for:</b>		
Employee Costs		
Superannuation		
Suppliers		
Interest Paid		
Other Payments		
Net cash generated from/ (used in) operating activities (a)		
<b>b. Cash flows from investing activities</b>		
1. (Purchase) of fixed assets & CWIP		
2. (Increase) / Decrease in Special funds/grants		
3. (Increase) / Decrease in Earmarked funds		
4. (Purchase) of Investments		
<b>Add:</b>		
Proceeds from disposal of assets		
Proceeds from disposal of investments		
Investment income received		
Interest income received		
Net cash generated from/ (used in) investing activities (b)		
<b>c. Cash flows from financing activities</b>		
<b>Add:</b>		
Loans from banks/others received		
<b>Less:</b>		
Loans repaid during the period		
Loans & advances to employees		
Loans to others		
Finance expenses		
Net cash generated from (used in) financing activities (c)		
<b>Net increase/ (decrease) in cash and cash equivalents (a + b + c)</b>		
Cash and cash equivalents at beginning of period		
Cash and cash equivalents at end of period		
<b>Cash and Cash equivalents at the end of the year comprises of the following account balances at the end of the year:</b>		
i. Cash Balances		
ii. Bank Balances		
iii. Scheduled co-operative banks		
iv. Balances with Post offices		
v. Balances with other banks		
<b>Total</b>		

Note: items in ( ) brackets denote as that they are to be deducted

## **27.7. Receipts and Payments Account (Optional for Audit)**

27.7.1. The Receipts and Payments Account shows the sources of funds and the applications of funds during the accounting reporting periods.

27.7.2. The Receipts and Payments Account shall be prepared from the Balance Sheet, Income and Expenditure Statement, Ledgers and Cash Book.

27.7.3. The Receipts and Payments Account shall be prepared from the receipt and payment entries in various accounts in the General Ledger. For this purpose, each account in the General Ledger shall be reviewed, and the total of the receipt entries and the total of payment entries in each account shall be listed out under the relevant account code/head in the column pertaining to the relevant Fund.

27.7.4. The following are the steps involved in the preparation of Receipts and Payments Account:

- > The opening and closing cash and bank balances should be ascertained and entered
- > For revenue income accounted for on actual receipt basis, the amounts as appearing in the Income and Expenditure Statement should be reflected directly in the Receipts and Payments Account.
- > For revenue income accounted for on accrual basis, the following shall be done:

Receivables at the beginning of the period	RS. XXX
Add: Bills raised/Income accounted during the period	RS. XXX
Less: Receivables at the end of the period	RS. XXX
Cash Receive during thje year	RS. XXX



## **B 22 - Notes to Accounts (Including Significant Accounting Policies and Disclosures)**

**ULB NAME: NAGAR PANCHYAT NANAKMATTA (DISTRICT-U.S. NAGAR)**

### **Part I - Notes to the Balance Sheet**

1. The Contractual liabilities not provided for:
  - a) Amount of contracts entered on account of capital works but on which no works has commenced.
  - b) In respect of claims against the ULB, pending judicial decisions.
  - c) In respect of claims made by employees.
  - d) Other escalation claims made by contractors.
  - e) In case of any other claims not acknowledged as debts.
2. List of assets which have been handed over to the ULB, but the title deed has not been executed taken at Re.1
3. List of assets, for which cost could not be ascertained thus has been valued at Re. 1 in the Balance Sheet given in Fixed Assets Register
4. There is no register of deposit, therefore we are unable to calculate deposit with ULB

### **Part II - Significant Accounting Policies**

1. Fixed assets have been valued at historical cost wherever records were available. In case an asset has been created out of grants, the gross value of the asset has been shown as assets and the corresponding grant as liability, as proportionately reduced by depreciation.
2. Depreciation has been provided on straight line method by estimating the useful life of the asset.
3. Gross amount paid or payable for works based on noting's in the Measurement Book as on 31 March 2021 has been recognized as capital work in progress.
4. Long term investments have been valued at cost.
5. Stores and spares have been valued at cost. In determination of cost, weighted average method of costing has been used.
6. In calculation of arrears of property tax, arrears which relates to sick and closed industries 100% provision has been made on an individual basis.
7. Arrears of rental income from municipal properties have been accounted for as done for property tax. No accrual of revenue has been done for other receivables.
8. Valuation of current investments has been done on cost.